



Kansans **CAN**
Dynamic Learning Maps
KSDE Assessment
Conference

Debbie Matthews

785-296-0916

dmatthews@ksde.org

Instructionally Based Assessment

DLM **opened September 21**

- DLM is based on Instruction
- Begin by Selecting Essential Elements (number of elements vary by grade)
- Provide Instruction on Essential Element
- Assess Essential Element – Use the Testlet 3-5 questions
- Average time to complete the Testlet is 5 minutes
- Teachers should assess as they instruct

Testing Grades

ELA and Math

- Grades 3-8 and 10 grade

Science

- Grades 5, 8, and 11 grade

DLM Testing Schedule

ELA	Fall Window 1 September 21- December 16	Winter Window 2 January 4 – February 28	Spring Window 3 March 15- April 28
Grade 3	4	3	5
Grade 4	4	3	5
Grade 5	4	3	5
Grade 6	4	3	5
Grade 7	4	3	5
Grade 8	4	3	5
Grade 10	3	2	5

DLM Testing Schedule

Math	Fall Window 1 September 21- December 16	Winter Window 2 January 4- February 28	Spring Window 3 March 15- April 18
Grade 3	3	3	5
Grade 4	4	4	5
Grade 5	4	3	5
Grade 6	3	3	5
Grade 7	4	3	5
Grade 8	4	3	5
Grade 10	3	3	5

Adobe Connect Meetings

4 Adobe Connect Meetings in September

- Getting Started with DLM
- What's New with DLM?
- Instructional Resources
- Accessibility and Personal Needs Profile

October 20 – Science

November 10 – Writing

December 15 – Wrap up for the Fall window

DLM Recordings found at www.ksde.org on the DLM webpage*



Instructional Resources - Educator Resource Page for ELA and Math

- Guide to Foundational Area of the Learning Maps
- Tested Essential Elements
- Essential Element Selection Record
- ELA and Math material collection for Fall 2016
- Writing Testlet FAQ and Video
- DLM Familiar Text
- 11 Videos
 - Personal Learning Profile – PNP and First Contact Survey



Worksheets

- Educator Resource Page for ELA and Math
 - Essential Elements Selection Record

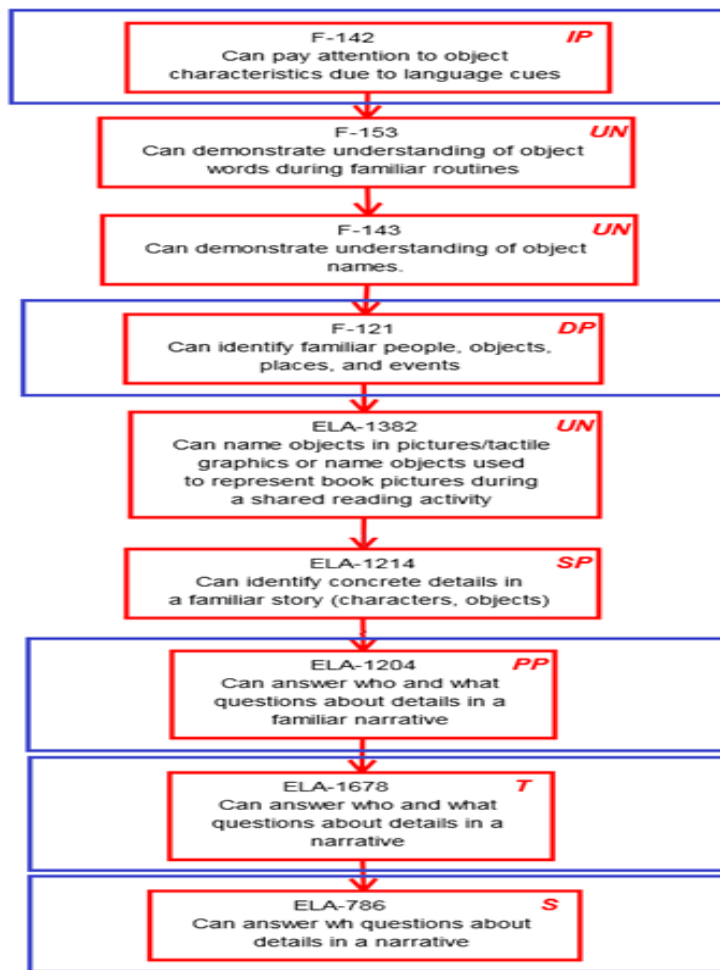
Grade 3: Available Essential Elements and minimum expectation for each student's assessment

Conceptual Area	EE	DESCRIPTION	Date Chosen	Level Chosen	Date Assessed	Notes
ELA.C1.1	Choose at least three EEs, including at least one RL and one RI.					
	EE.RL.3.1	Answer who and what questions to demonstrate understanding of details in a text.				
	EE.RL.3.2	Associate details with events in stories from diverse cultures.				
	EE.RL.3.3	Identify the feelings of characters in a story.				
	EE.RL.3.5	Determine the beginning, middle, and end of a familiar story with a logical order.				
	EE.RI.3.1	Answer who and what questions to demonstrate understanding of details in a text.				
	EE.RI.3.2	Identify details in a text.				
	EE.RI.3.3	Order two events from a text as "first" and "next".				
	EE.RI.3.5	With guidance and support, use text features including headings and key words to locate information in a text.				
ELA.C1.2	Choose two EEs in C1.2 (L, RL or RI) – EEs must be from different strands, i.e. RL and L, not RL and RL.					
	EE.RL.3.4	Determine words and phrases that complete literal sentences in a text.				
	EE.RI.3.4	Determine words and phrases that complete literal sentences in a text.				
	EE.RI.3.8	Identify two related points the author makes in an informational text.				
	EE.L.3.5.a	Determine the literal meaning of words and phrases in context.				
	EE.L.3.5.c	Identify words that describe personal emotional states.				

Resource

- Educator Resource Page for ELA and Math
 - Tested Essential Elements

Grade-Level Standard	DLM Essential Element	Linkage Levels
<p>ELA.RI.3.1 Ask and answer questions to demonstrate understanding of a text, referring explicitly to the text as the basis for answers</p>	<p>ELA.EE.RI.3.1 Answer who and what questions to demonstrate understanding of details in a text</p>	<p>Initial Precursor:</p> <ul style="list-style-type: none"> • Can pay attention to either the entire object, a characteristic of the object, or an action in which the object can perform after some verbal label has been attached to it <p>Distal Precursor:</p> <ul style="list-style-type: none"> • Can recognize when he or she encounters familiar people, objects, places, and events <p>Proximal Precursor:</p> <ul style="list-style-type: none"> • Can identify the concrete details, such as individuals, events, or ideas in familiar informational texts <p>Target:</p> <ul style="list-style-type: none"> • Can answer questions posed by others regarding the concrete details of an informational text <p>Successor:</p> <ul style="list-style-type: none"> • Can identify words or details to answer a question about explicit information presented in the text



Resource

- Educator Resource Page for ELA and Math
 - DLM Familiar Text

DLM Familiar Text

- **Grades 9–10**
- [About grades 9–10 familiar texts](#)
- [All Creatures Great and Small](#)
- **Stories**
- [Getting Ready for College](#)
[James Helps the Cow](#)
[Puppies](#)
- **Informational Texts**
- [A Day at School](#)
[A Day on the Farm](#)
[Winter Time](#)
- [To Kill a Mockingbird](#)

Worksheets

- Accessibility Manual
 - Appendix B: DLM Accessibility Worksheet for Test Administrators and IEP Teams

APPENDIX B: DLM ACCESSIBILITY WORKSHEET FOR TEST ADMINISTRATORS AND IEP TEAMS

States may use this worksheet to indicate which supports must be determined by IEP teams and to document the supports provided to each student.

Accessibility Support	Support Provided Within KITE Client via the Access Profile	Support Requires Additional Tools/Materials	Support Provided by the Test Administrator Outside of KITE Client	Support Selected for STUDENT NAME	Notes and Evaluation
Category 1					
Magnification	X				
Invert Color Choice	X				
Color Contrast	X				
Overlay Color	X				
Spoken Audio					
• Text Only	X				
• Text & Graphics	X				
• Nonvisual	X				
Category 2					
Uncontracted Braille		X			
Single-Switch System (Access Profile Enabled)		X			
Two-Switch System		X			

Accessibility Support	Support Provided Within KITE Client via the Access Profile	Support Requires Additional Tools/Materials	Support Provided by the Test Administrator Outside of KITE Client	Support Selected for STUDENT NAME	Notes and Evaluation
Individualized Manipulatives		X			
Calculator		See TIP			
Alternate Form– Visual Impairment		X			
Category 3					
Human Read Aloud			X		
Sign Interpretation of Text			X		
Language Translation of Text			X		
Test-Administrator Entering of Responses for Student			X		
Partner-Assisted Scanning			X		

Professional Development

- 51 Modules
 - ELA Claim 1: Students will comprehend text in increasingly complex ways
 - ELA Claim 2: Students can produce writing for a range of purposes and audiences
 - ELA Claim 3: Students can communicate for a range of purposes and audiences
 - ELA Claim 4: Students can engage in research/inquiry to investigate topics and present information

Professional Development

- Math Claim 1: Students demonstrate increasingly complex understanding of number sense
- Math Claim 2: Students demonstrate increasingly complex spatial reasoning and understanding of geometric principles
- Math Claim 3: Students demonstrate increasingly complex understanding of measurement, data, and analytic procedures
- Math Claim 4: Students solve increasingly complex mathematical problems, making productive use of algebra and functions



Professional Development

51 Instructional Resources – Certificate of Completion

- Facilitated Modules and/or Self-Directed Modules

Instructional Resources

- DLM Essential Elements in English Language Arts Unpacking Document
- DLM Essential Elements in Mathematics Unpacking Documents

Virtual Community of Practice


















Accommodations

- Kansas Assessment Program (KAP)
General Assessment

TOOLS AND ACCOMMODATIONS FOR THE KANSAS ASSESSMENT PROGRAM (KAP)
















The Kansas Assessment Program (KAP) Summative Assessment will have many tools available to help students navigate the online system. Some of the tools will be available to all students, while others will only be available to students who have the need identified in their Individual Education Plans, Section 504 Plans, ELL Plan or statement of student needs. Many of these tools are available currently in the interactive demos and interim assessment, but all will be available for the summative assessments. All tools and accommodations work on laptops and desktops (Windows or Mac), tablets (Chromebooks or iPads).

Tools available to ALL students as needed by subject		
Icon	Tool	Description
	Calculator – Basic or TI-108**	Depending on test settings, the basic calculator icon will display either the basic calculator or the TI-108 Emulator. (Grades 6-8, 10)
	Calculator - TI Graphing**	Allows students to plot graphs, solve equations, and display several lines of calculations on the screen. (Grade 10)
	Calculator - TI Scientific**	Allows students to perform calculations in science, engineering, and mathematics. (Grades 6-8)
	Eraser	Removes highlighting and striker marks from the screen.
	Guide Line	When selected, follows the student's pointer and lightly highlights the text of a reading passage line by line. This tool differs for iPads, where the line remains stationary as the student scrolls through the passages.
	Highlighter	Allows students to select text on the screen and highlight the selected text with a pink background.
	Mark for Review	When selected by test takers, changes the item number indicator at the top of the screen to blue with an accompanying flag graphic.
	Notes	Presents a yellow rectangle on the screen where students can type notes about the test content.
	Periodic Table	Presents a standard periodic table. Students can select on an individual element to view atomic number, atomic mass, and full element name. (default view is abbreviations).
	Pointer	Allows students to select items in the test.
	Search	Allows student to enter search terms. Matching words are then highlighted in orange.
	Striker	Allows students to place a line through an answer choice that is not desired.
	Tags	Allows students to use various tags within a reading passage. Tags remain in the passage until the student selects clear all. The tags available are: Main idea, Supporting Details, Key Word, Evidence, Reread This, and Help
	Text to speech audio (TTS) – directions	Students can choose to have a synthetic voice read directions aloud on all assessments.
	Whole Screen Magnification	Allows students to magnify the screen up to four levels.

*Requires speakers or headsets.

**May not be available in mathematics sections measuring numbers and operations.

Tools available to ALL students as needed by subject

Icon	Tool	KAP	K-ELPA	DLM	CPass
	Calculator – Basic or TI-108 ¹	✓			✓ As needed
	Calculator - TI Graphing ²	✓			
	Calculator - TI Scientific ³	✓			
	Eraser	✓	✓		✓
	Guide Line	✓	✓		
	Highlighter	✓	✓		✓
	Mark for Review	✓	✓		
	Notes	✓	✓		✓
	Periodic Table (Science)	✓			
	Pointer	✓	✓		
	Search	✓			
	Striker	✓	✓		✓
	Tags	✓	✓		
	Text to speech audio (TTS) – directions*	✓	✓		
	Whole Screen Magnification	✓	✓	✓	✓
	<p>*Requires speakers or headsets. ¹May not be available in mathematics sections measuring numbers and operations. Available for grades 6-8, 10 ²Available for grade 10 ³Available for grades 6-8</p>				

Debbie Matthews

785-296-0916

dmatthews@ksde.org