



Kansans **CAN**

Kansas English Language Proficiency Assessment

Julie Ewing

KSDE Education Program Consultant, Title III

KSDE Annual Pre-Conference

October 24, 2016

ELPA21

KSDE expects results in *December*

Results will be found on the KSDE
Authenticated Web Applications under AMOSS
(Academic Measures of Student Success)

K-ELPA 2016-2017



Kansas – English Language Proficiency Assessment

Reading, Writing, Listening, and Speaking

K-ELPA

Grade Level Bands

- K
- 1
- 2-3
- 4-5
- 6-8
- 9-12

Four Domains

- Listening
- Speaking
- Writing
- Reading

Tested Domains

Reading, Writing, Listening, Speaking

Domains may be given in any order

Grade K and 1 – paper and pencil component in writing – that must be downloaded and printed by districts

- Available in the Educator Portal in February

Administration Information

K-ELPA is administered through the **KITE** like all other state assessments

Available Devices – refer to www.ksassessments.org site - KITE

Students may take the test on any device with the exception of the speaking section – **iPads may NOT be used to take the speaking domain!**

Scheduling Considerations

- One class period per domain
- Tests are not timed
- Students should be allowed as much time as necessary to complete the assessment
- When scheduling think about the length of time needed in 2015-2016 – develop schedule based on this information

Administration Information

Students will use the same user name and password for all four assessments (Math, ELA, Science, K-ELPA)

Daily Access Codes (DAC) – are provided for each domain by grade

Technology Tools are the same as other assessments in KITE

Interactive Demos will be available for students in December to gain a comfort with the system and the tools

- Voice Recording

Entering Students for Testing

KIDS Test Collection

“Proctor” field – must be completed to assign teacher/scorer

- Proctor label/term refers to teacher/scorer. It does not necessarily mean that person who proctors the test – it is the way KIDS matches students to teachers.
- Any teacher can administer the test who has gone through Test Security and Ethics training; but only the proctor can enter a score.

*The request to have multiple proctors/scorers is on the roadmap for the 2018 assessment

Important Dates

Interactive Demos – available after December 1st

- Allow students to practice the technology tools in the K-ELPA

Examiner's Manuals and training materials – available mid-December

K-ELPA Test Administration: February 1 – March 10

Scoring Window: February 1 – March 30

- Some items are machine scored while others are human scored
- Scoring may begin once a test that requires human scoring has been administered

Scoring

- Reading *ALL* items Machine Scored
- Listening *ALL* items Machine Scored
- Writing *Some* items are Machine Scored
Some items are Human Scored
- Speaking *ALL* items are Human Scored

Number of Items that must be Human Scored

	Speaking	Writing
K	25 out of 25	5 out of 15
1	18 out of 18	4 out of 18
2-3	16 out of 16	4 out of 16
4-5	16 out of 16	6 out of 16
6-8	16 out of 16	6 out of 12
9-12	15 out of 15	7 out of 10

Scoring

- Scores are entered in the **KITE Educator Portal**
 - by student
 - by item
 - upload scores
- Additional information will be provided specific to this process in December and January through training

Scoring in KITE

The screenshot displays the KITE Educator Portal interface. In the top left corner, the KITE logo is shown, consisting of a stylized 'X' made of four colored triangles (green, yellow, blue, and red) next to the text 'K·I·T·E™ EDUCATOR PORTAL'. In the top right corner, the user is logged in as 'Gangadhar Rongali' with a 'Sign Out' link. Below this, there are three dropdown menus: 'Role' set to 'Teacher', 'Organization' set to 'Accelerated Elem', and 'Assessment Program' set to 'K-ELPA'. A navigation bar at the bottom left contains four buttons: a home icon, 'SETTINGS', 'MANAGE TESTS', and 'SCORING'. The 'SCORING' button is highlighted. Below the navigation bar is a large banner image showing a group of students. On the right side of the banner, there is a 'MY PROFILE' section with a placeholder for a user profile picture.

Scoring in KITE



Submit scores




When done scoring, click **Submit Scores** to save the scores:

Submit Scores

Continue Scoring Item **Continue Scoring Student**

Writing Scores in KITE

Prompt and Student Response

Scoring Criteria	 4	 3	 2	
Opinion (Grade 2-3)	The response succeeds in meeting the communicative demands of the task. A typical response at the 4 level is characterized by the following. The response contains one balanced	The response partially meets the communicative demands of the task. A typical response at the 3 level is characterized by one or both of the following. The response contains	The response is limited in meeting the communicative demands of the task. A typical response at the 2 level is characterized by one or both of	The response does not meet the communicative demands of the task. A typical response at the 1 level is characterized by the following.

Training

Interactive Demos – available after December 1st

- Allow students to practice the technology tools in the K-ELPA

Scoring Training provided in January – details to follow

Materials –

- Power Point
- Test Secure Materials such as rubrics, answers, prompts available in the Educator Portal

Next ESOL Webinar

Tuesday, November 22nd at
9:00 a.m

This webinar will be recorded and posted
on the ESOL Education Resource page
on ksde.org



Contact Information



Julie Ewing

Education Program Consultant

Title III/State Bilingual & ESOL

ECSETS

jewing@ksde.org

785-296-4906