

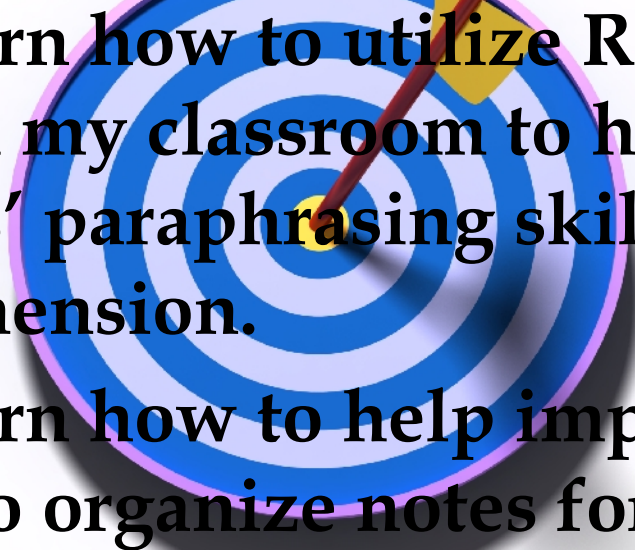
RAP Up Reading Comprehension

- ▣ Session B
- ▣ Santa Fe Trail Room
 - ▣ October 21, 2014
- ▣ Presenter: Sandra Gurss

Scan here for handouts and Power Point from this presentation:



Session Learning Targets:

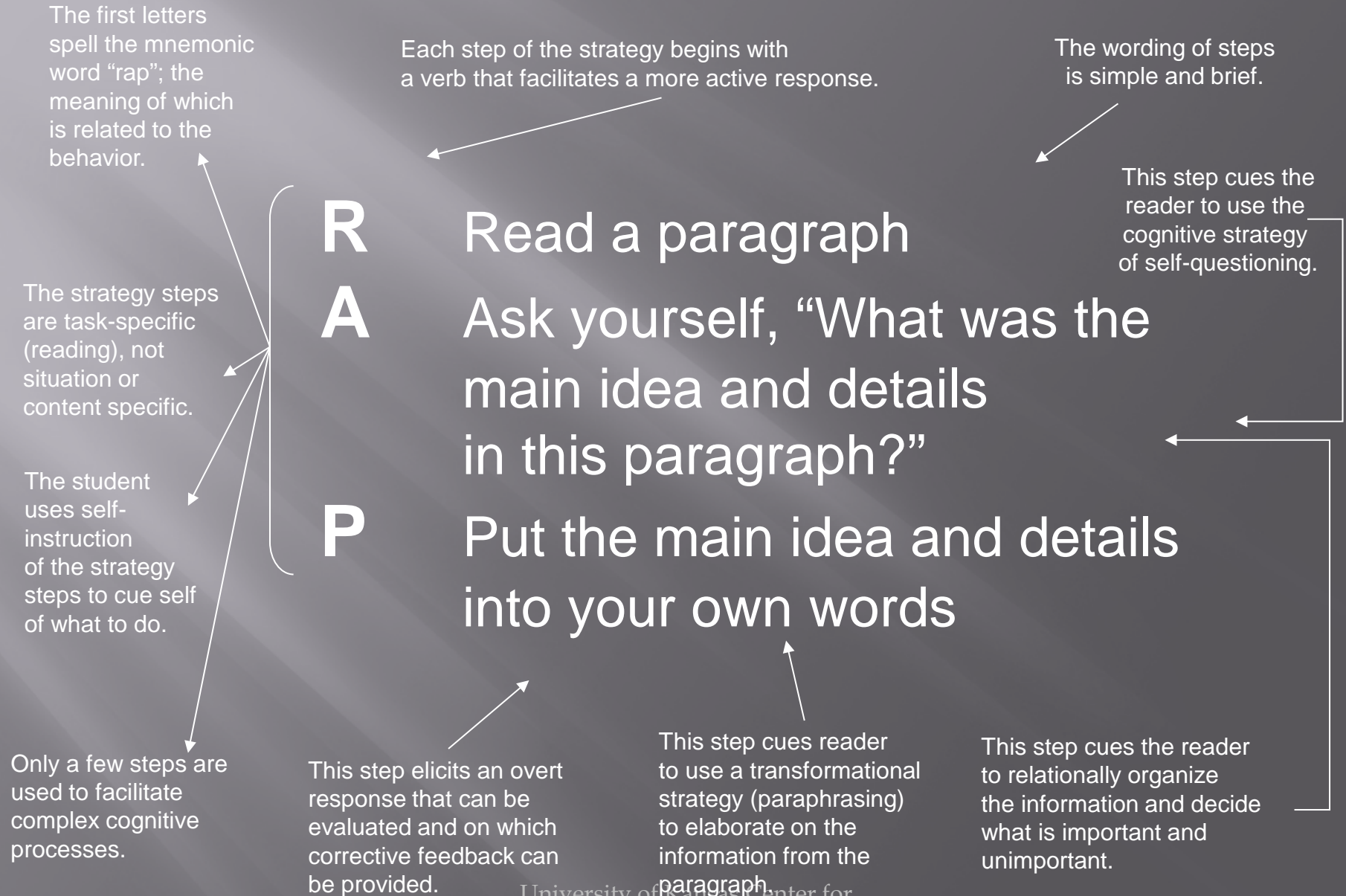
- 
- ▣ I can learn how to utilize RAP and Power Notes in my classroom to help improve students' paraphrasing skills and reading comprehension.
 - ▣ I can learn how to help improve students' ability to organize notes for writing purposes.

Common Core: Anchor Standard 2 in Reading Informative Text & Writing; Anchor Standard 1a in Speaking and Listening; Language Standard 2, & Kansas 15% Standards 1-3 & 12.

RAP

A Paraphrasing Strategy

Anatomy of the Paraphrasing Strategy



Paraphrasing Strategy Results

Percentage of Comprehension Questions Answered Correctly

This early strategy study was done by KU-CRL staff members with secondary LD students in 1988.

	Before Instruction	After Instruction
Reading Level Materials	51%	80%
Grade Level Materials	48%	84%


RAP: The Paraphrasing Strategy

- ▣ Purpose: to understand and remember what you read.
- ▣ Uses: school assignments, on the job, instruction manuals, tests, other?
- ▣ Results: raise test scores from 48% to 84%

RAP Steps

- ▣ 1: Read the paragraph (or page or section).
- ▣ 2: Ask yourself, “What is the main idea and important details of the paragraph.”
- ▣ 3: Put the main ideas and details in your own words.
- ▣ 4: Note the main ideas and details. You may only use 4 words in a row from the passage.

1. Read!



2. Find the Main Idea

- ▣ What is the paragraph about? (one idea)
- ▣ Look at the first sentence.
- ▣ Look for words that are repeated.

3. Find Details

- Ask who, what, where, when, why, which, and how.

- Think about what could be test questions about the paragraph.

4. Note your information

- ▣ Write your main idea as a complete statement.
- Write your details as complete statements.
 - ▣ Reread your statements to be sure you did not use more than 4 words in a row from the text!

A Correct Paraphrase Clean Up Checklist

“U CAN MOP”

- ▣ Useful information
- ▣ Complete statements
- ▣ Accurate
- ▣ New information
- ▣ Makes sense
- ▣ One main idea per paragraph
- ▣ Put in your own words

Acknowledgements

- ▣ KU Center for Research on Learning: RAP Paraphrasing Strategy
- ▣ Project CRISS: Power Notes Strategy
- ▣ Marion Creviston & Sherri Rebarchek, USD 449 colleagues: Bookmarks, Notes worksheets & Poster collaborators
- ▣ Amanda Brimer & Jeanine Murphy: tech & moral support

Session Resources

- ▣ Sandra Gurss
- ▣ 6th Grade Teacher, Pleasant Ridge Middle School
- ▣ Easton 449
- ▣ sgurss@easton449.org