

The Future's So Bright

KSDE Annual Conference
November 4–6, 2013
Wichita, KS


Pep Talk From Kid President




Kid President - Teachers.wmv

Presentation Topics

- ▶ State Board of Education
- ▶ State Department of Education
- ▶ College & Career Ready Definition
- ▶ Accountability Measures
 - Annual Measurable Objectives (AMO's)
- ▶ Summative Assessments
- ▶ Teacher/Leader Evaluations
- ▶ Coming Soon – New Accreditation Model
- ▶ Keeping in Touch



District 5
Sally Cauble,
Vice-Chairman
[Bio](#) | [Contact](#)



District 6
Deena Horst
[Bio](#) | [Contact](#)



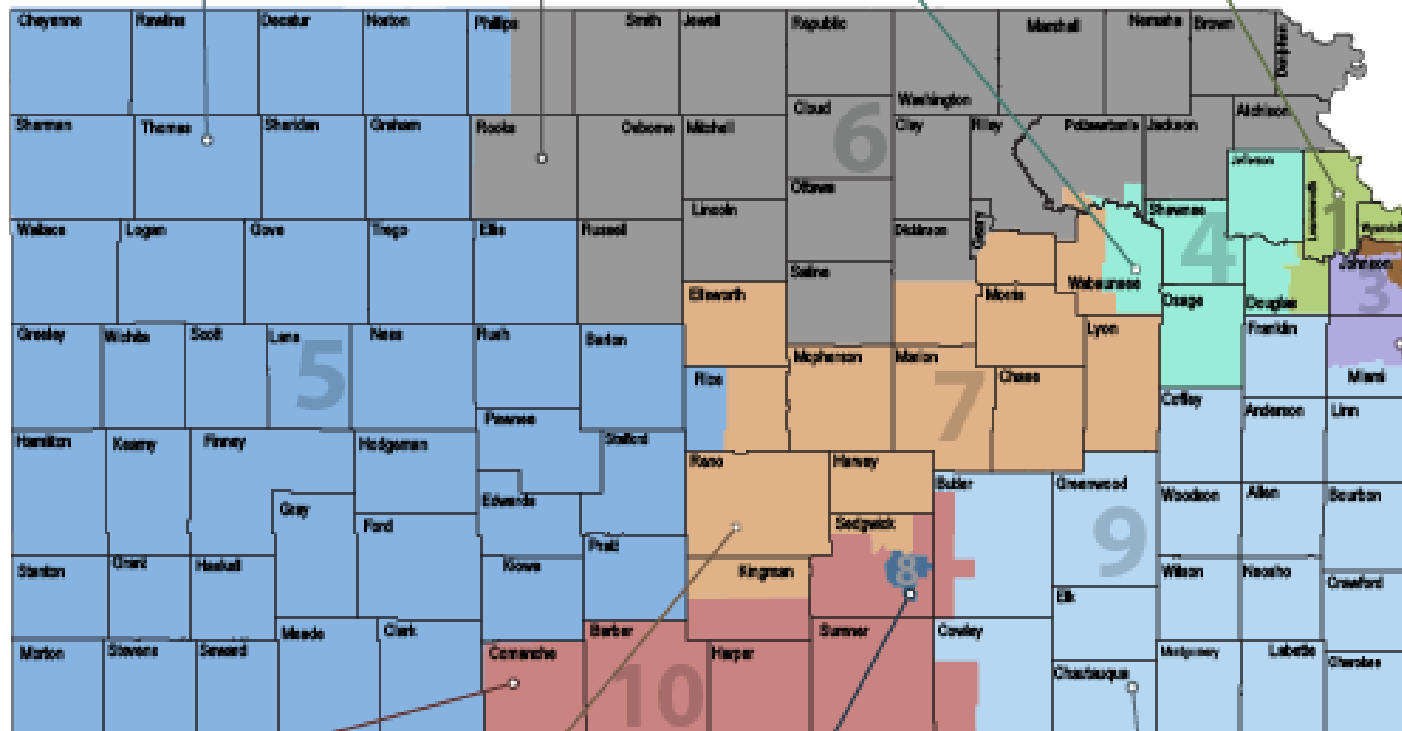
District 4
Carolyn L.
Wims-Campbell
[Bio](#) | [Contact](#)



District 1
Janet Waugh
[Bio](#) | [Contact](#)



District 2
Steve Roberts
[Bio](#) | [Contact](#)



District 10
Jim
McNiece
[Bio](#) | [Contact](#)



District 7
Kenneth
Willard
[Bio](#) | [Contact](#)



District 8
Kathy
Busch
[Bio](#) | [Contact](#)



District 9
Jana Shaver,
Chairman
[Bio](#) | [Contact](#)



District 3
John W.
Bacon
[Bio](#) | [Contact](#)

Kansas State Board of Education

Supervision of K-12 Public Schools

- ❑ Accrediting K-12 schools
- ❑ Administering & distributing state & federal funds
- ❑ Certifying teachers, administrators & school specialists
- ❑ Developing, administering & monitoring state & federal plans
- ❑ Developing curricular standards
- ❑ Evaluating & approving teacher education programs
- ❑ Public hearings: state plans, rules & regulations, transfers of territory, due process appeals
- ❑ Supervising KSSB & KSSD

State Board Goals 2013-14

1. Provide a **flexible and efficient delivery system** to meet our students' varied and changing needs
2. Provide an **effective educator** in every classroom
3. Ensure **effective, visionary leaders** in every school
4. Promote and encourage best practices for **early childhood programs**
5. Develop active **communication and partnerships** with families, communities, business stakeholders, constituents and policy partners

Approved March 2013

Kansas State Department of Education

- ▶ Carries out policies of State Board
- ▶ Assists schools in state & federal compliance
- ▶ Assists in implementing best practices based on research



Kansas Education by the Numbers

- ❑ 286 School Districts
- ❑ 1,370 School Buildings
- ❑ 456,000 K–12 students (FTE)
- ❑ 41,400 licensed educators
- ❑ 27,000 non-licensed school personnel



Kansas Education by the Numbers




- More than 200,000 students transported to and from school each day
- More than 105,000 breakfast meals served daily
- More than 300,000 lunches served daily

Pieces of the Puzzle



College and Career Ready



College and Career Ready means an individual has the

- **academic** preparation,
- **cognitive** preparation,
- **technical** skills, and
- **employability** skills

to be successful in postsecondary education, in the attainment of an industry recognized certification or in the workforce, without the need for remediation.



Achievement Results

2013 Reading Achievement Results



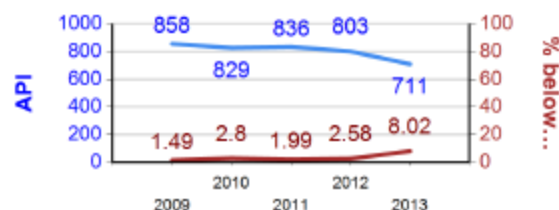
READING:

2013 AMO = 794

2013 API = 728

2012-2013
Improvement = -64

2013 Math Achievement Results



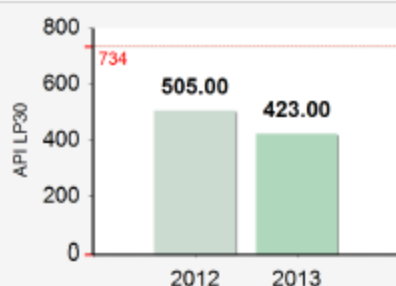
MATH:

2013 AMO = 803

2013 API = 711

2012-2013
Improvement = -92

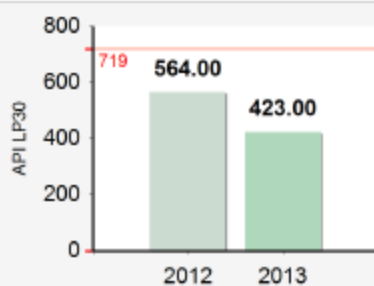
Gap Reduction Results



READING:

2013 AMO = + 18.00 increase over 2012
2012 to 2013 LP30 API change = -82.00
2013 LP30 API = 423.00

(State Benchmark = 734)



MATH:

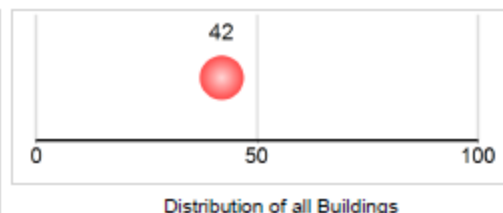
2013 AMO = + 12.00 increase over 2012
2012 to 2013 LP30 API change = -141.00
2013 LP30 API = 423.00

(State Benchmark = 719)

Growth Results

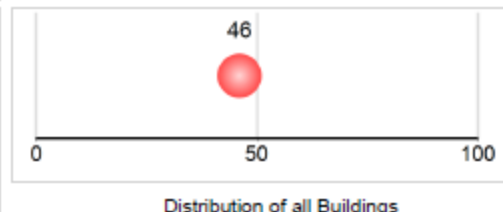
Reading:

Median
Building
Growth
Percentile



Math:

Median
Building
Growth
Percentile



Reducing Non-Proficient

Subgroup	READING		MATH	
	2013 RNP AMO	2013 Actual RNP Result	2013 RNP AMO	2013 Actual RNP Result
All Students	≥0.38	-4.12	≥0.22	-5.44
Free and Reduced Lunch	≥1.04	-9.72	≥0.78	-7.30
Students with Disabilities	N/A	< 30	N/A	< 30
ELL Students	N/A	< 30	N/A	< 30
African-American Students	N/A	< 30	N/A	< 30
Hispanic	N/A	< 30	N/A	< 30
White	≥0.36	0.67	≥0.21	-2.84
Asian	N/A	< 30	N/A	< 30
American Indian or Alaska Native	N/A	< 30	N/A	< 30
Multi-Racial	N/A	< 30	N/A	< 30
Native Hawaiian or Pacific Islander	N/A	< 30	N/A	< 30

Large-Scale Summative Assessments

Transitional assessment in 2013–2014

- Based on the Kansas College and Career Ready Standards
- Developed by CETE at KU

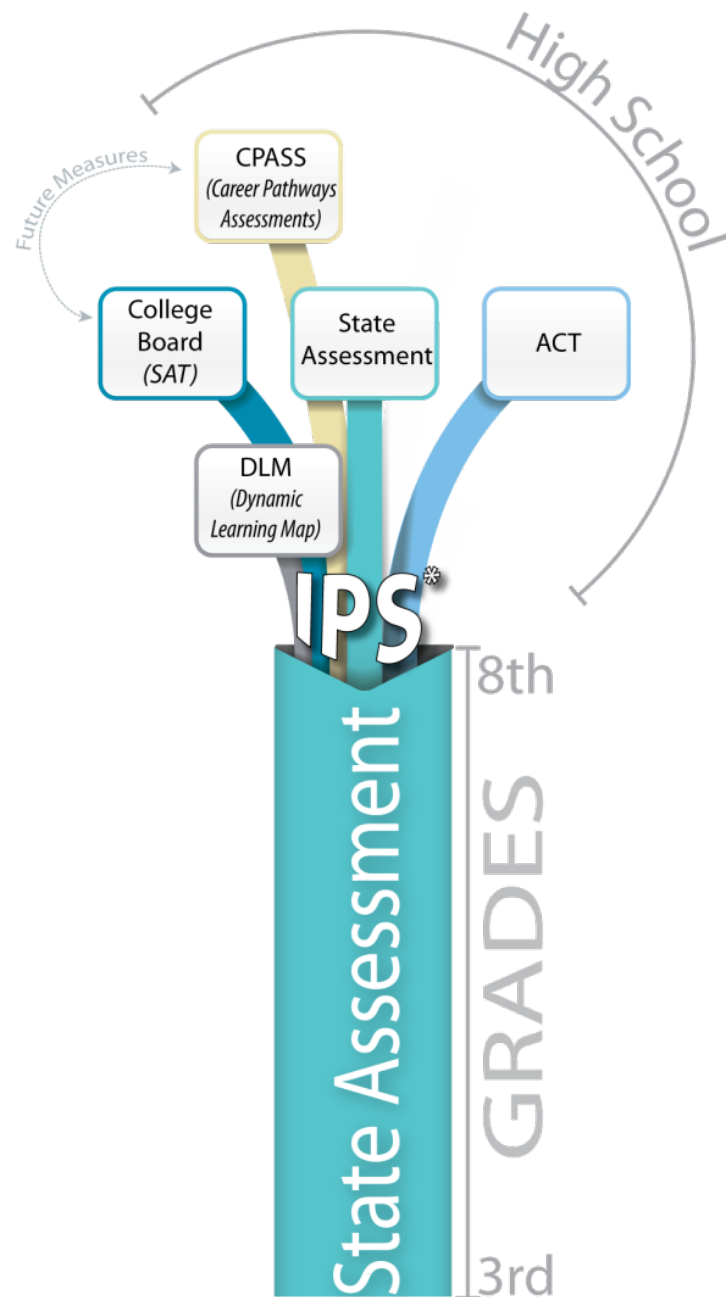
2014–2015 and Beyond Options

1. Smarter Balanced Assessment Consortium (SBAC)
2. Vendor; i.e. ACT or another
3. Hybrid (State to have default assessment but districts could use another if approved)
4. Develop our own through current contractor, CETE at KU

Expected Recommendation to State Board – November 12, 2013

Beginning 2014–2015 School

Grades 3–8	High School (by end of junior year)
Smarter Balanced Assessment	Smarter Balanced Assessment with choice available at the local level of other USDE approved assessments



*IPS = Individual Plan of Study

Moving from Proficient to College & Career Ready

Proficient

What % of Kansas Students meet grade level proficiency, and ready to move to the next grade level?

Math 2012 = 85%

Reading 2012 = 87%

College & Career Ready

What % of Kansas Students perform at a CCR level on the new assessments?

65% ???

We don't know, but we need to be prepared to communicate that we have raised the bar.

Performance on Old vs. New

Old State Assessment 2002–2013
Exemplary
Exceeds
Meets
Approaching
Warning

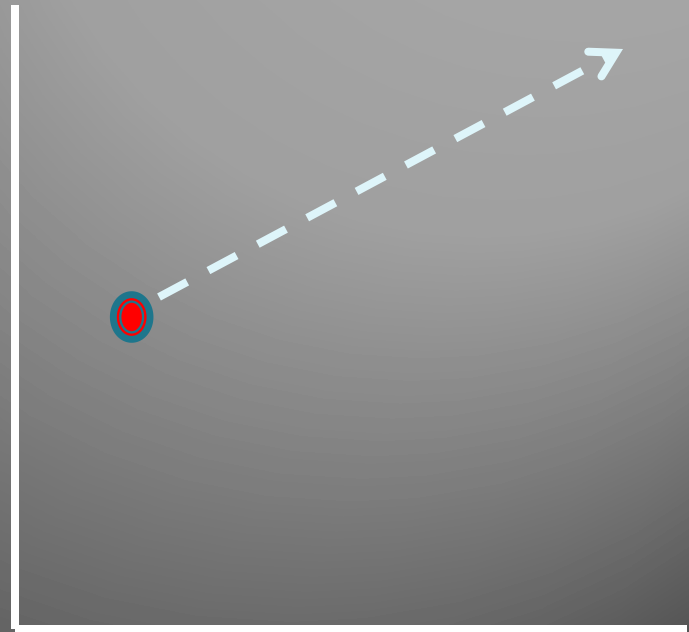
New State Assessment 2014–2015
Exceeds
Meets
Below
Warning

A New Start

2002–2013
Performance



2014–2015 and
Beyond



Teacher/Leader Evaluations

2013–14	2014–15 and 2015–16	2016–17
Pilot of new evaluation instrument including use of student growth	Implementation of new evaluation instrument including use of student growth	Student growth used to inform personnel decisions

Teacher/Leader Evaluations

- Kansas Educator Evaluation Protocol (KEEP)
- Constructs
 - Learner and Learning
 - Content Knowledge
 - Instructional Practice
 - Professional Responsibility
- Student growth using multiple measures

2013-2014



21st Century Accreditation

Relationships

Relevance

Rigor

Results

**Responsive
Culture**

Ways to Keep in Touch

Follow me on Twitter @dianedebacker

“Like” KSDE on Facebook

Visit our website: www.ksde.org